

Protecting Florida's Investments Act (PFIA)

Quarterly Report

September 16, 2008

Florida State Board of Administration (SBA)



INVESTING FOR FLORIDA'S FUTURE

Table of Contents

Introduction	1
Primary Requirements of the PFIA.....	1
Definition of Scrutinized Company	2
SBA Scrutinized Companies Identification Methodology	3
About the State Board of Administration	4
Table 1: Scrutinized Companies with Activities in Sudan.....	5
Table 2: Continued Examination Companies with Activities in Sudan	7
Table 3: Scrutinized Companies with Activities in the Iran Petroleum Energy Sector	8
Table 4: Continued Examination Companies with Activities in the Iran Petroleum Energy Sector.....	9
Table 5: Summary of Correspondence & Company Engagement Efforts with Scrutinized Co.'s	10
Table 6: Summary of Correspondence and Engagement Efforts with Continued Examination Co.'s ...	11
Key Dates for PFIA Activities.....	13
Summary of Investments Sold, Redeemed, Divested or Withdrawn	14
Table 7: List of Investments Sold, Redeemed, Divested or Withdrawn	15
Table 8: Aggregate Divestment by Company.....	20
Table 9: List of Prohibited Investments (Scrutinized Companies).....	21
Table 10: SBA Holdings in Prohibited Investments Subject to Divestment.....	23
Summary of Progress, SBA Investment Manager Engagement Efforts.....	24
Listing of All Publicly Traded Securities (Including Equity Investments).....	25

Introduction

On June 8, 2007, the Protecting Florida's Investments Act ("PFIA") was signed into law. The PFIA requires the State Board of Administration ("SBA"), acting on behalf of the Florida Retirement System Trust Fund (the "FRSTF"), to assemble and publish a list of "Scrutinized Companies" that have prohibited business operations in Sudan and Iran. Once placed on the list of Scrutinized Companies, the SBA and its investment managers are prohibited from acquiring those companies' securities and are required to divest those securities if the companies do not cease the prohibited activities or take certain compensating actions. The implementation of the PFIA by the SBA will not affect any FRSTF investments in U.S. companies. The PFIA will solely affect foreign companies with certain business operations in Sudan and Iran involving the petroleum or energy sector, oil or mineral extraction, power production or military support activities. This quarterly report is developed pursuant to Section 215.473 (4), Florida Statutes.

Primary Requirements of the PFIA

The PFIA created new reporting, engagement and investment requirements for the SBA, including:

1. Quarterly reporting to the Board of Trustees of every equity security in which the SBA has invested for the quarter, along with its industry category. This report is posted on the SBA website.
2. Quarterly presentation to the Trustees of a "Scrutinized Companies" list for both Sudan and Iran for their approval. Scrutinized Company lists are available on the SBA's website, along with information on the FRSTF direct and indirect holdings of Scrutinized Companies.
3. Written notice to external investment managers of all PFIA requirements. Letters request that the managers of actively managed commingled vehicles (i.e., those with FRSTF and other clients' assets) consider removing Scrutinized Companies from the product or create a similar actively managed product that excludes such companies. Similar written requests must be provided to relevant investment managers within the defined contribution plan.
4. Written notice to any company with inactive business operations in Sudan or Iran, informing the company of the PFIA and encouraging it to continue to refrain from reinitiating active business operations. Such correspondence continues semiannually.
5. Written notice to any Scrutinized Company with active business operations, informing the company of its Scrutinized Company status and that it may become subject to divestment. The written notice must inform the company of the opportunity to clarify its Sudan-related or Iran-related activities and encourage the company, within 90 days, to cease its scrutinized business operations or convert such operations to inactive status.
6. A prohibition on further investment on behalf of the FRSTF in any Scrutinized Company once the Sudan and Iran scrutinized lists have been approved by the Trustees. All publicly traded securities of Scrutinized Companies must be divested within 12 months after the company's initial (and continued) appearance on the Scrutinized Companies list. Divestment does not apply to indirect holdings in actively managed commingled investment funds—i.e., where the SBA is not the sole investor in the fund. Private equity funds are considered to be actively managed.
7. Reporting to each member of the Board of Trustees, President of the Senate, and the Speaker of the House of Representatives of Scrutinized Company lists within 30 days of creation, and public disclosure of each list.
8. Quarterly reporting of the following to each member of the Board of Trustees, the President of the Senate, the Speaker of the House of Representatives, the United States Presidential Special Envoy to Sudan and, if one is appointed, the United States Presidential Special Envoy to Iran. The report is made publicly available, posted to the SBA's website.

- a. A summary of correspondence with engaged companies;
 - b. A listing of all investments sold, redeemed, divested, or withdrawn;
 - c. A listing of all prohibited investments;
 - d. A description of any progress related to external managers offering PFIA compliant funds; and
 - e. A list of all publicly traded securities held directly by the state.
9. Adoption and incorporation into the Investment Policy Statement (IPS) of SBA actions taken in accordance with the PFIA. Changes to the IPS are reviewed by the Investment Advisory Council and approved by the Trustees.
10. Relevant Sudan or Iran portions of the PFIA are discontinued if the Congress or President of the United States passes legislation, executive order, or other written certification that:
- a. Darfur genocide has been halted for at least 12 months;
 - b. Sanctions imposed against the Government of Sudan are revoked;
 - c. Government of Sudan honors its commitments to cease attacks on civilians, demobilize and demilitarize the Janjaweed and associated militias, grant free and unfettered access for deliveries of humanitarian assistance, and allow for the safe and voluntary return of refugees and internally displaced persons;
 - d. Government of Iran has ceased to acquire weapons of mass destruction and support international terrorism;
 - e. Sanctions imposed against the government of Iran are revoked; or
 - f. Mandatory divestment of the type provided for by the PFIA interferes with the conduct of U.S. foreign policy.
11. Cessation of divestment and/or reinvestment into previously divested companies may occur if the value of all FRSTF assets under management decrease by 50 basis points (0.5%) or more as a result of divestment; i.e., a reduction in value of assets of about \$629 million at the current value of the FRSTF. If cessation of reinvestment is triggered, the SBA is required to provide a written report to each member of the Board of Trustees, the President of the Senate, and the Speaker of the House of Representatives prior to initial reinvestment. Such condition is required to be updated semiannually.

Definition of a Scrutinized Company

The following is a brief review of the criteria on which the active business operations of companies must be judged, in accordance with subsection (1)(t) of the Section 215.473, F.S.

Sudan:

1. Have a material business relationship with the government of Sudan or a government-created project involving oil related, mineral extraction, or power generation activities, or
2. Have a material business relationship involving the supply of military equipment, or
3. Impart minimal benefit to disadvantaged citizens that are typically located in the geographic periphery of Sudan, or
4. Have been complicit in the genocidal campaign in Darfur.

Iran:

1. Have a material business relationship with the government of Iran or a government-created project involving oil related or mineral extraction activities, or
2. Have made material investments in and significantly enhancing Iran's petroleum sector.

Affiliates of companies with scrutinized business operations are also subject to the requirements of the PFIA. An affiliated company is generally defined as any other company that either directly or indirectly controls, is controlled by or is under common control with the company conducting scrutinized active

business operations. Control generally means the power to exercise a controlling influence over the management or policies of a company. As well, many companies have parent—subsidiary relationships whereby a parent company may own several other companies. In such cases, the SBA has included any known parent and/or subsidiaries which can be clearly linked to a company with scrutinized active business operations. The SBA has used a 50 percent ownership threshold in determining whether or not companies are affiliated, examining parent company—subsidiary ownership on a pro rata basis.

The SBA views companies which have explicit plans and activities related to discontinuation of active business operations as meeting the PFIA definition of substantial action. For all identified companies, the SBA will request information detailing what a company has actually done, if anything, to discontinue its active business operations or if it has pursued humanitarian efforts (applicable to Sudan only).

SBA Scrutinized Companies Identification Methodology

The SBA has developed two lists of Scrutinized Companies with active business operations by principally relying on the research and findings of four “External Research Providers”:

1. Sudan Divestment Task Force (SDTF). SDTF is a project of the Genocide Intervention Network, a non-profit organization focused on fundraising for the UN-supported African Union Mission in Darfur and political activism to pressure governments and the UN to pursue a comprehensive strategy to end the genocide in Darfur.
2. RiskMetrics Group (formerly listed as ISS). RiskMetrics delivers proxy voting and corporate governance solutions to institutional clients. RiskMetrics offers screening services to help pension funds and their investment managers comply with the specific and unique components of state law pertaining to investments in sanctioned countries, including Sudan and Iran.
3. KLD Research & Analytics (KLD). KLD is an investment research firm producing a Sudan Targeted Divestment Compliance product, which meets the requirements of the Sudan Divestment Task Force. While KLD consults with the SDTF on legislative criteria and certain companies, KLD independently performs all of the research involved in creating the product. KLD also produces an Iran Compliance product, which identifies companies generally meeting the criteria of the federal government elements of the Iran Sanctions Act.
4. American Israel Public Affairs Committee (AIPAC). AIPAC works on public policy issues with the intent to strengthen the U.S.-Israel relationship. AIPAC produces a list of foreign companies at risk of being sanctioned by the U.S. for investing in Iran’s oil and natural gas sector, in violation of the Iran Sanctions Act (ISA).

The SBA Office of Corporate Governance (OCG) and senior investment professionals review the assessments of the External Research Providers and other publicly available information. The SBA has utilized the following sources to evaluate over 200 companies and affiliates with reported links to Sudan or Iran:

Company disclosures:

- SEC filings (DEF 14A Proxy Statements, 10-K & 20-F Annual Reports, etc.)
- Investor Relations/company websites
- Industry publications and analyst research

Investment/Finance Organizations:

- Industry Analysts
- Index Providers (e.g., Russell)
- Other Institutional Investors/Private Investors

U.S Government Agencies:

- SEC Office of Global Security (EDGAR)

- U.S. Treasury, Office of Foreign Asset Control (OFAC)
- Dept. of Energy, Energy Information Administration (EIA)
- Congressional Research Service (CRS), Library of Congress

Non-Governmental Organizations (NGOs):

- American Enterprise Institute (AEI)
- Amnesty International
- Yale University (Allard K. Lowenstein International Human Rights Project)
- Human Rights Watch

Other Sources:

- SBA External Investment Managers
- U.S. Federal Sanctions Laws covering State Sponsors of Terror
- Any other publicly available information.

Using the previous information sources, the SBA has developed two separate categorizations of a company’s involvement in Sudan and/or Iran.

1. **“Scrutinized”** — All applicable External Research Providers indicate that a company meets the classification of a Scrutinized Company as defined by the PFIA as set forth in Section 215.473 (1)(t)1., 2., or 3. [Sudan] or Section 215.473 (4)(t)1. [Iran]. For Sudan, SDTF, RiskMetrics Group, and KLD must unanimously agree on the company’s status under the PFIA. For Iran, AIPAC, RiskMetrics Group, and KLD must unanimously agree on the company’s status under the PFIA. Upon SBA review, no other information sources clearly contradict the conclusions of the External Research Providers.
2. **“Continued Examination”** — At least one, but not all applicable External Research Providers indicates that a company meets the classification of a Scrutinized Company as defined by the PFIA as set forth in Section 215.473, (1)(t)1., 2., or 3. [Sudan] or Section 215.473, (4)(t)1. [Iran]. In other words, the External Research Providers do not agree on the status of a company and the SBA is unable to definitively categorize the company’s activities as scrutinized without further research to resolve the differences. For companies classified as “Continued Examination” the SBA will begin an engagement process to clarify each firm’s current business relationships.

About the State Board of Administration

The statutory mission of the State Board of Administration (SBA) is to invest, manage and safeguard assets of the Florida Retirement System (FRS) Trust Fund and a variety of other funds for state and local governments. FRS Trustees are dedicated to ensuring that the SBA invests assets and discharges its duties in accordance with Florida law, guided by strict policies and a code of ethics to ensure integrity, prudent risk management and top-tier performance. The SBA is an investment fiduciary under law, and subject to the stringent fiduciary duties and standards of care defined by the Employee Retirement Income Security Act of 1974 (ERISA), as incorporated into Florida law. The SBA has three Trustees: the Governor, as Chairman, the Chief Financial Officer, as Treasurer, and the Attorney General, as Secretary.

As of June 30, 2008, the net asset value of total funds under SBA management equaled \$154.7 billion. The FRS Pension Plan, which provides defined pension benefits to 1.1 million members, was fully funded with a surplus. The strong long-term performance of the FRS Pension Plan, the fourth-largest public pension fund in the nation, reflects our commitment to responsible fiscal management. The SBA strives to meet the highest ethical, fiduciary and professional standards while performing its mission, with a continued emphasis on keeping operating and investment management costs as low as possible for the benefit of Florida taxpayers. We encourage you to review additional information about the SBA and FRS on our website at www.sbafla.com.

Table 1: [Scrutinized Companies with Activities in Sudan](#)

*** denotes a new company on the list this quarter

Company	Country of Incorporation	Date of Initial Scrutinized Classification
Alstom	France	September 19, 2007
AREF Investment Group	Kuwait	December 18, 2007
AviChina Industry & Technology Company Limited	China	September 19, 2007
Bharat Heavy Electricals Limited	India	September 19, 2007
Bongaigaon Refinery & Petrochemical	India	September 19, 2007
Chennai Petroleum Corporation Limited	India	September 19, 2007
China Petroleum & Chemical Corp (Sinopec)	China	September 19, 2007
CNPC Hong Kong Limited	China	September 19, 2007
Daqing Huake Group Company	China	March 25, 2008
Dongan Motor	China	September 19, 2007
Dongfeng Automobile Company Limited	China	September 19, 2007
Electricity Generating PCL	Thailand	September 19, 2007
Hafei Aviation Industry Company	China	September 19, 2007
Harbin Power Equipment	China	September 19, 2007
Indian Oil Corporation Limited	India	September 19, 2007
Jiangxi Changhe Automobile	China	September 19, 2007
Jiangxi Hongdu Aviation	China	September 19, 2007
Kejuruteraan Samudra Timur Bhd	Malaysia	September 19, 2007
Kencana Petroleum	Malaysia	December 18, 2007
Khanom Electricity Generating Company	Thailand	December 18, 2007
KMCOB Capital Bhd	Malaysia	September 19, 2007
Lanka IOC	India	September 19, 2007
Lundin International SA	France	September 19, 2007
Lundin Petroleum AB	Sweden	September 19, 2007
Mangalore Refinery & Petrochemical	India	September 19, 2007
Midciti Resources Sdn Bhd	Malaysia	September 19, 2007
MISC Bhd	Malaysia	September 19, 2007
Muhibbah Engineering	Malaysia	September 19, 2007
Oil & Natural Gas Corporation (ONGC)	India	September 19, 2007
Optimal Olefins Sdn Bhd	Malaysia	September 19, 2007
PECD Bhd	Malaysia	September 19, 2007
PetroChina	China	September 19, 2007
Petroliam Nasional (Petronas)	Malaysia	September 19, 2007
Petronas Assets Sdn Bhd	Malaysia	September 19, 2007
Petronas Capital Limited	Malaysia	September 19, 2007
Petronas Dagangan	Malaysia	September 19, 2007

Table 1 continued: Scrutinized Companies with Activities in Sudan

*** denotes a new company on the list this quarter

Company	Country of Incorporation	Date of Initial Scrutinized Classification
Petronas Fertilizer Sdn Bhd	Malaysia	September 19, 2007
Petronas Gas Bhd	Malaysia	September 19, 2007
*** Ranhill Bhd	Malaysia	September 16, 2008
Scomi Engineering	Malaysia	September 19, 2007
Scomi Group	Malaysia	September 19, 2007
Sinopec Kantons Holdings	China	September 19, 2007
Sinopec Shanghai Petrochemical Company	China	September 19, 2007
Sinopec Yizheng Chemical Fibre Company	China	March 25, 2008
Wärtsilä Oyj	Finland	December 18, 2007
Wuhan Boiler Company	China	September 19, 2007
# of Companies	46	

No companies were removed from the Scrutinized Company list for Sudan during the quarter.

Table 2: Continued Examination Companies with Activities in Sudan

Company	Country of Incorporation
ABB	Switzerland
Areva SA	France
Bharat Electronics Limited	India
Bollore Group	France
Dietswell Engineering	France
Egypt Kuwait Holding Co. SAE	Egypt
La Mancha Resources	Canada
MMC Bhd	Malaysia
Nam Fatt	Malaysia
PetroFac	United Kingdom
Sinohydro	China
Sudan Telecommunications (Sudatel)	Sudan
Total SA	France
# of Companies	13

The following companies were **removed** from the Continued Examination list for SUDAN during the quarter.

Removed Company	Country of Incorporation
<i>Ranhill Bhd (moved to Sudan Scrutinized List)</i>	<i>Malaysia</i>

Table 3: Scrutinized Companies with Activities in the Iran Petroleum Energy Sector

*** denotes a new company on the list this quarter

Company	Country of Incorporation	Date of Initial Scrutinized Classification
Bow Valley	Canada	September 19, 2007
*** China Petroleum & Chemical Corp (CPCC) Sinopec	China	September 16, 2008
CNPC Hong Kong Ltd.	Hong Kong	September 19, 2007
ENI	Italy	September 19, 2007
Gazprom	Russia	September 19, 2007
*** Gazprom Neft	Russia	September 16, 2008
*** GS Engineering & Construction	South Korea	September 16, 2008
GS Holdings	South Korea	September 19, 2007
Indian Oil Corp Ltd (IOCL)	India	September 19, 2007
Inpex	Japan	September 19, 2007
Midciti Resources Sdn Bhd	Malaysia	September 19, 2007
MISC Bhd	Malaysia	September 19, 2007
*** Mosenergo	Russia	September 16, 2008
Oil & Natural Gas Corp (ONGC)	India	September 19, 2007
Optimal Olefins Sdn Bhd	Malaysia	September 19, 2007
PetroChina	China	September 19, 2007
Petroleo Brasileiro (Petrobras)	Brazil	September 19, 2007
Petroliam Nasional (Petronas)	Malaysia	September 19, 2007
Petronas Assets Sdn Bhd	Malaysia	September 19, 2007
Petronas Capital Limited	Malaysia	September 19, 2007
Petronas Dagangan Bhd	Malaysia	September 19, 2007
Petronas Fertilizer Sdn Bhd	Malaysia	September 19, 2007
Petronas Gas Berhad	Malaysia	September 19, 2007
Repsol YPF	Spain	September 19, 2007
Royal Dutch Shell PLC	United Kingdom	September 19, 2007
*** Sinopec Kantons Holdings Limited	China	September 16, 2008
*** Sinopec Shanghai Petrochemical	China	September 16, 2008
*** Sinopec Yizheng Chemical Fibre	China	September 16, 2008
Snam Rete Gas	Italy	September 19, 2007
StatoilHydro	Norway	September 19, 2007
Total Nigeria	Nigeria	March 25, 2008
Total SA	France	September 19, 2007
# of Companies	32	

No companies were removed from the Scrutinized Company list for IRAN during the quarter.

Table 4: [Continued Examination Companies with Activities in the Iran Petroleum Energy Sector](#)

*** denotes a new company on the list this quarter

Company	Country of Incorporation
Actividades de Construccion y Servicios S.A.(ACS)	Spain
Aker Kvaerner ASA	Norway
CNOOC Ltd.	China
Daelim Industrial Co.	South Korea
*** Edison Spa	Italy
*** Engineers India Ltd.	India
Essar Oil	India
*** GAIL Ltd.	India
*** GDF Suez	France
GVA Consultants	Sweden
*** Hyundai Engineering & Construction Co.	South Korea
*** Hyundai Heavy Industries	South Korea
Liquefied Natural Gas LNG	Australia
Lukoil OAO	Russia
OMV AG	Austria
*** Persian Gold PLC	United Kingdom
*** Petrofac Ltd.	United Kingdom
*** PT Citra Tubindo Tbk	Indonesia
*** PTT Exploration & Production PCL	Thailand
Samsung Engineering Co. Ltd.	Korea
Sasol Ltd.	South Africa
*** Siam Cement PCL	Thailand
Technip (formerly Technip-Coflexip)	France
*** Trevi-Finanziaria Industriale SpA	Italy
*** Welspun-Gujarat Stahl Rohren Ltd.	India
# of Companies	25

The following companies were [removed](#) from the Continued Examination list for IRAN during the quarter.

Removed Company	Country of Incorporation
<i>China Petroleum & Chemical Corp (CPCC) Sinopec (moved to Iran Scrutinized List)</i>	<i>China</i>
<i>Lundin Petroleum</i>	<i>Sweden</i>

**Table 5: Summary of Correspondence & Company Engagement Efforts
with Scrutinized Companies Owned by the SBA**

In accordance with Section 215.473(3)(a), F.S., the SBA began to engage companies on the September 19, 2007, Scrutinized Company lists. The SBA sent letters to each Scrutinized Company that was owned and held as of September 19, 2007, per the requirements of the law. The SBA has also sent written communication to other scrutinized firms since the initial company engagement effort in September 2007. Each letter encouraged the company to cease any active business operations within 90 days or convert such operations to inactive status to avoid qualifying for divestment by the SBA. In addition, the SBA sent a second letter to scrutinized companies on January 25, 2008, again requesting companies to provide all information necessary to avoid divestment. Several companies on the scrutinized list have replied with valuable information.

Each company’s response and classification status is summarized below. Any company that responded to the SBA’s written correspondence is highlighted in blue text.

Company	Company Responsive to SBA Communications	Status
Alstom	Yes; October 1, 2007	Sudan Scrutinized Classification Continues
Bharat Heavy Electricals Limited	Yes; October 4, 2007	Sudan Scrutinized Classification Continues
China Petroleum & Chemical Corp (Sinopec)	No	Iran & Sudan Scrutinized Classification Continues
CNPC Hong Kong Limited	Yes; October 5, 2007 and May 24, 2008	Iran & Sudan Scrutinized Classification Continues
Electricity Generating PCL	No	Sudan Scrutinized Classification Continues
ENI	Yes; February 13, 2008	Iran Scrutinized Classification Continues
Gazprom	Yes; November 1, 2007	Iran Scrutinized Classification Continues
Harbin Power Equipment	No	Sudan Scrutinized Classification Continues
Inpex	Yes; October 15, 2007	Iran Scrutinized Classification Continues
Lukoil OAO	Yes; October 8, 2007	Moved to Iran Continued Examination List
Lundin Petroleum AB	No	Sudan Scrutinized Classification Continues
Lundin International SA	No	Sudan Scrutinized Classification Continues
MISC Bhd	No	Iran & Sudan Scrutinized Classification Continues
Norsk Hydro	Yes; November 30, 2007	Removed from Iran Scrutinized List
OMV AG	Yes; November 6, 2007	Moved to Iran Continued Examination List
PetroChina	No	Iran & Sudan Scrutinized Classification Continues
Petroleo Brasileiro (Petrobras)	No	Iran & Sudan Scrutinized Classification Continues
Repsol YPF	Yes; October 15, 2007	Iran Scrutinized Classification Continues
Royal Dutch Shell PLC	Yes; October 5, 2007	Iran Scrutinized Classification Continues
Sinopec Kantons Holdings	No	Sudan Scrutinized Classification Continues
Sinopec Shanghai Petrochemical Company	No	Sudan Scrutinized Classification Continues
Snam Rete Gas	No	Iran Scrutinized Classification Continues
StatoilHydro	Yes; February 4, 2008	Iran Scrutinized Classification Continues
Total SA	Yes; October 12, 2007	Iran Scrutinized Classification Continues
Wärtsilä Oyj	Yes; December 4, 2007	Moved to Sudan Scrutinized List

**Table 6: Summary of Correspondence & Company Engagement Efforts
with Companies Warranting Continued Examination (CE)**

The SBA began to engage companies on our September 19, 2007 Continued Examination company lists. The SBA has also sent written communication to other continued examination firms since the initial company engagement effort in September 2007. Such companies were asked to provide information to the SBA in order to assist us in determining the extent of their activities, if any, in Sudan and Iran. Each company’s response and classification is summarized below.

Company	Company Responsive to SBA Communications	Continued Examination (“CE”) Status
Actividades de Construccion y Servicios S.A.(ACS)	No	Iran CE Classification Continues
Aggreko PLC	Yes; January 28, 2008	Removed from Iran List
Air Liquide	Yes; November 30, 2007 January 28, 2008	Removed from Iran List
Aker Kvaerner ASA	No	Iran CE Classification Continues
AREF Investment Group	No	Sudan CE Classification Continues
Bauer Aktiengesellschaft	Yes; March 13, 2008	Removed from Sudan List
BG Group	Yes; November 23, 2007	Removed from Iran List
Bharat Electronics Limited	No	Sudan CE Classification Continues
Bollore Group	No	Sudan CE Classification Continues
CNOOC Ltd	No	Iran CE Classification Continues
Costain Group PLC	Yes; November 5, 2007	Removed from Iran List
Daelim Industrial Co.	No	Iran CE Classification Continues
Essar Oil	No	Iran CE Classification Continues
Finmeccanica SpA	No	Removed from Sudan list
GVA Consultants	Yes; September 26, 2007	Iran CE Classification Continues
ICSA India Limited	No	Removed from Sudan List
Itochu Corp	Yes; May 9, 2008	Removed from Iran List
JGC Corp	Yes; October 1, 2007	Removed from Iran List
Kencana Petroleum	No	Sudan CE Classification Continues
Linde AG	Yes; November 14, 2007	Removed from Iran List
Liquefied Natural Gas LNG	No	Iran CE Classification Continues
Mitsubishi Heavy Industries Ltd.	Yes; October 26, 2007	Removed from Iran List
Mitsui & Co.	Yes; October 17, 2007	Removed from Iran List
Mitsui Engineering & Shipbuilding	Yes; November 21, 2007 December 18, 2007	Removed from Iran and Sudan Lists
MMC Bhd	No	Sudan CE Classification Continues
Nam Fatt	No	Sudan CE Classification Continues
Saipem	Yes; December 12, 2007	Removed from Iran List
Samsung Engineering Co. Ltd.	No	Iran CE Classification Continues
Samsung Heavy Industries Co. Ltd.	No	Removed from Iran List
Sasol Ltd.	No	Iran CE Classification Continues
Schlumberger Limited NV	Yes; October 19, 2007	Removed from Iran and Sudan Lists

Company	Company Responsive to SBA Communications	Continued Examination (“CE”) Status
SNC - Lavalin Group Inc.	Yes; September 25, 2007	Removed from Iran List
Sudan Telecommunications (Sudatel)	No	Sudan CE Classification Continues
Technip (formerly Technip-Coflexip)	No	Iran CE Classification Continues
The Weir Group PLC	Yes; November 16, 2007	Removed from Iran and Sudan Lists
Total SA	Yes; October 12, 2007	Sudan CE Classification Continues
Weatherford International, Ltd.	No	Removed from Sudan List

Key Dates for PFIA Activities

June 8, 2007 — Legislation's effective date, upon becoming a law.

August 6, 2007 — SBA letter to state agencies requesting data on all publicly traded securities held directly by the State.

August 20, 2007 — First of two letters to investment managers providing written notice of PFIA enactment and amendment to Schedule B of investment management contracts.

September 19, 2007 — SBA assembles initial Scrutinized Companies lists for Sudan and Iran.

September 20, 2007 — SBA engages companies classified as either Scrutinized or needing Continued Examination through written correspondence, subsequent conference calls and additional communication. SBA disclosed the Scrutinized Companies lists on its website, including reporting of all equities held by the State.

September 21, 2007 — Second of two letters to investment managers providing Scrutinized Companies lists.

October 16, 2007 — SBA formally submits the Scrutinized Companies lists to the Legislature and the United States Special Envoy to Sudan.

November 30, 2007 — SBA sends notification via email to any owned scrutinized company that has not responded to initial written correspondence. Similar notification was sent to each company classified as needing continued examination.

December 18, 2007 — SBA assembles updated Scrutinized Companies lists for Sudan and Iran, including a summary of engagement activities to date.

January 25, 2008 — SBA sends additional notice of divestment and request for information to all Scrutinized Companies, with emphasis to companies that have been unresponsive to the SBA's prior request for the necessary information.

March 25, 2008 — SBA assembles updated Scrutinized Companies lists for Sudan and Iran, including a summary of engagement activities to date and related investment activity.

June 10, 2008 — SBA assembles updated Scrutinized Companies lists for Sudan and Iran, including a summary of engagement activities to date and related investment activity.

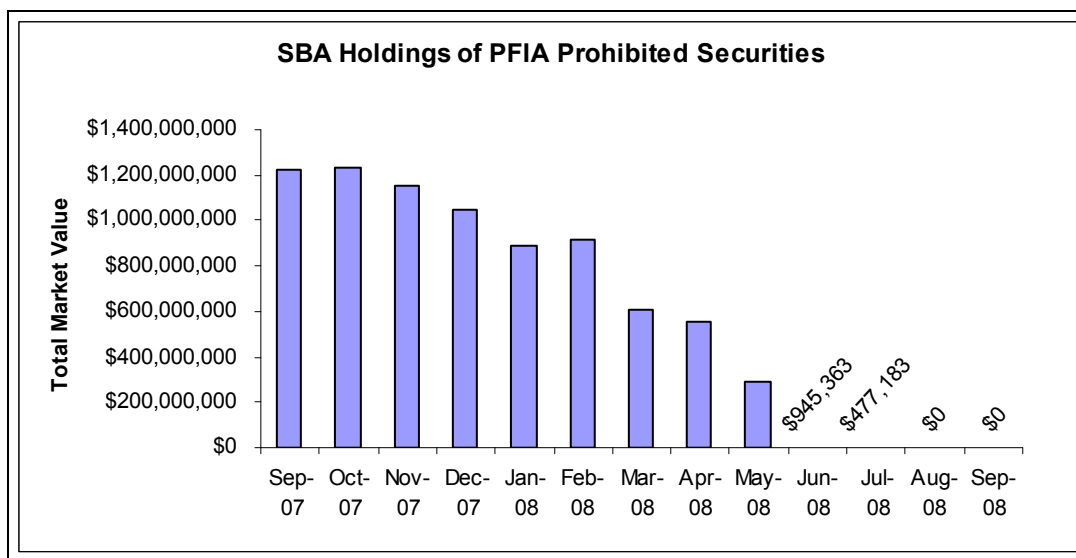
July 1, 2008 — In March 2008, the SBA developed a policy approach directing all affected managers to sell their remaining PFIA related holdings no later than July 1, 2008, approximately three months earlier than the statutory deadline of September 18, 2008.

September 16, 2008 — SBA assembles updated Scrutinized Companies lists for Sudan and Iran, including a summary of engagement activities to date and related investment activity.

September 18, 2008 — Statutory deadline for the SBA to complete divestment of *initial* Scrutinized Companies (i.e., within 12 months of their initial appearance on the September 19, 2007 list), if they do not stop scrutinized active business operations.

Summary of Investments Sold, Redeemed, Divested or Withdrawn



Beginning in April 2008, the SBA developed a policy approach that directed all affected managers to sell their remaining PFIA related holdings no later than July 1, 2008, approximately three months earlier than the statutory deadline of September 18, 2008. The chart below shows the divestment of prohibited securities over the 12 months following the initial PFIA report. The residual values for June and July 2008 represent the percentage of our holdings in the Aberdeen Global Indian Opportunities commingled fund, which contained one prohibited company—Oil & Natural Gas Corporation (ONGC) of India. The ONGC investment within the Aberdeen fund was fully divested on August 4, 2008.



In accordance with the PFIA, the SBA must divest all holdings of any scrutinized companies within 12 months of their original appearance on the prohibited securities list. Therefore, complete divestitures of scrutinized companies (on the original September 19, 2007 list) must be made no later than September 18, 2008. Since September 20, 2007, there has been no increase (i.e. additional, new buying) in holdings of any scrutinized companies. External managers are contractually responsible for administering investments in accordance with restrictions set forth by the SBA, including the prohibited securities list of the PFIA.

The table beginning on the next page presents a summary of all sales, redemptions, divestments or withdrawals of any Prohibited Investments (i.e., Scrutinized Companies) identified by the SBA as of the last PFIA quarterly report, June 10, 2008. This activity covers all investment transactions from the original PFIA report, September 19, 2007 through September 2, 2008. Certain transactions in the table represent erroneous trades, which were immediately reversed upon discovery as part of the SBA’s compliance process. (These transactions are noted in the following table).

Table 7: Historical Divestment Transactions
 [September 19, 2007 through September 2, 2008]

 Reflects an erroneous purchase of a Prohibited Security
 Reflects the correction (sell) of the erroneous purchase

DATE	SECURITY DESCRIPTION	TRANSACTION	SHARES	PRICE	AMOUNT
September 19, 2007	ALSTOM EUR14 (POST)	SELL	-7,254	\$198.30	\$1,435,559.39
September 20, 2007	ALSTOM EUR14 (POST)	SELL	-7,462	\$197.92	\$1,473,896.77
September 20, 2007	REPSOL YPF SA EUR1	SELL	-11,400	\$35.99	\$409,817.97
September 21, 2007	REPSOL YPF SA EUR1	SELL	-9,600	\$35.87	\$343,930.01
September 27, 2007	OMV AG NPV	SELL	-18,467	\$67.48	\$1,243,684.57
September 27, 2007	PETROFAC LTD ORD SHS	SELL	-46,500	\$9.23	\$428,512.60
September 28, 2007	PETROFAC LTD ORD SHS	SELL	-46,521	\$9.36	\$435,205.20
October 1, 2007	OMV AG NPV	SELL	-15,357	\$67.90	\$1,041,143.11
October 1, 2007	ROYAL DUTCH SHELL A SHS	SELL	-34,000	\$41.16	\$1,397,831.30
October 2, 2007	OMV AG NPV	SELL	-10,199	\$68.42	\$696,783.27
October 2, 2007	PETROLEO BRASILEIRO SA	SELL	-37,500	\$76.99	\$2,885,550.82
October 3, 2007	ROYAL DUTCH SHELL A SHS	SELL	-32,861	\$39.78	\$1,305,729.32
October 4, 2007	ROYAL DUTCH SHELL A SHS	SELL	-21,839	\$39.87	\$869,670.47
October 5, 2007	OMV AG NPV	SELL	-2,830	\$69.32	\$195,881.83
October 5, 2007	WEIR GROUP ORD 12.5P	SELL	-24,701	\$16.85	\$415,910.09
October 8, 2007	CHINA PETROLEUM AND CHEMICAL	SELL	-1,236,000	\$1.27	\$1,567,029.25
October 8, 2007	OMV AG NPV	SELL	-10,219	\$69.80	\$712,257.93
October 11, 2007	ENI	SELL	-33,151	\$37.51	\$1,243,134.30
October 11, 2007	ENI	SELL	-7,712	\$37.57	\$289,503.45
October 11, 2007	ENI	SELL	-37,633	\$37.58	\$1,412,052.75
October 11, 2007	OMV AG NPV	SELL	-9,303	\$69.90	\$649,295.05
October 11, 2007	ROYAL DUTCH SHELL A SHS	SELL	-63,456	\$41.14	\$2,606,824.33
October 12, 2007	OAO GAZPROM	SELL	-1,700	\$47.10	\$80,029.96
October 12, 2007	OMV AG NPV	SELL	-16,465	\$69.95	\$1,149,954.19
October 16, 2007	OMV AG NPV	SELL	-5,727	\$70.37	\$402,420.91
October 17, 2007	ALSTOM EUR14 (POST)	SELL	-13,751	\$220.18	\$3,021,654.10
October 17, 2007	OMV AG NPV	SELL	-6,526	\$71.05	\$462,978.20
October 19, 2007	OMV AG NPV	SELL	-8,200	\$71.35	\$584,231.85
October 22, 2007	CHINA PETROLEUM AND CHEMICAL	SELL	-20,669,300	\$1.51	\$31,222,704.41
October 22, 2007	GAZPROM ADR REP10 ORD	BUY	10,300	\$45.77	-\$471,984.34
October 22, 2007	OMV AG NPV	SELL	-8,618	\$70.89	\$610,011.46
October 23, 2007	GAZPROM ADR REP10 ORD	BUY	39,500	\$46.23	-\$1,828,713.36
October 23, 2007	OMV AG NPV	SELL	-11,989	\$71.22	\$853,335.61
October 24, 2007	PETROCHINA CO 'H'CNY1	SELL	-488,000	\$2.47	\$1,202,847.85
October 24, 2007	PETROCHINA CO 'H'CNY1	SELL	-276,000	\$2.48	\$681,902.89
October 25, 2007	PETROCHINA CO LTD SPONS ADR	SELL	-19,700	\$244.70	\$4,819,753.85
October 26, 2007	ENI	SELL	-94,400	\$36.01	\$3,393,937.40
October 29, 2007	GAZPROM ADR REP10 ORD	SELL	-49,800	\$49.10	\$2,441,512.23
October 31, 2007	REPSOL YPF SA EUR1	SELL	-27,700	\$39.01	\$1,079,405.01
November 1, 2007	PETROLEO BRASILEIRO SA ADR	SELL	-54,400	\$81.85	\$4,450,465.17
November 2, 2007	ROYAL DUTCH SHELL A SHS	SELL	-54,043	\$42.81	\$2,310,894.05
November 5, 2007	INPEX HLDGS INC COM STK JPY1	SELL	-115	\$11,312.59	\$1,299,777.12
November 6, 2007	ROYAL DUTCH SHELL A SHS	SELL	-9,500	\$42.33	\$401,695.46
November 7, 2007	PETROLEO BRASILEIRO SA	SELL	-1,000	\$94.47	\$94,450.75
November 7, 2007	ROYAL DUTCH SHELL A SHS	SELL	-13,457	\$42.60	\$572,573.26
November 8, 2007	LUKOIL OIL COMPANY ADR REP 4	SELL	-31,094	\$93.52	\$2,906,386.50
November 8, 2007	STATOILHYDRO ASA NOK2.50	SELL	-75,000	\$34.50	\$2,580,981.91
November 9, 2007	INPEX HLDGS INC COM STK JPY1	SELL	-36	\$10,906.02	\$392,263.48

DATE	SECURITY DESCRIPTION	TRANSACTION	SHARES	PRICE	AMOUNT
November 9, 2007	PETROLEO BRASILEIRO SA	SELL	-2,600	\$113.21	\$294,226.57
November 12, 2007	INPEX HLDGS INC COM STK JPY1	SELL	-1	\$10,528.54	\$10,519.07
November 13, 2007	PETROLEO BRASILEIRO SA ADR	SELL	-15,402	\$86.76	\$1,334,937.72
November 15, 2007	INPEX HLDGS INC COM STK JPY1	SELL	-102	\$10,180.94	\$1,036,378.60
November 15, 2007	PETROLEO BRASILEIRO SA	SELL	-27,200	\$99.72	\$2,711,341.53
November 15, 2007	PETROLEO BRASILEIRO SA ADR	SELL	-7,701	\$84.44	\$649,597.60
November 16, 2007	LUKOIL OIL COMPANY ADR REP 4	SELL	-59,700	\$85.84	\$5,116,608.53
November 19, 2007	PETROLEO BRASILEIRO SA	SELL	-43,600	\$101.50	\$4,423,470.57
November 19, 2007	PETROLEO BRASILEIRO SA ADR	SELL	-10,397	\$86.98	\$903,376.54
November 20, 2007	PETROLEO BRASILEIRO SA	SELL	-31,800	\$104.29	\$3,315,242.35
November 20, 2007	PETROLEO BRASILEIRO SA ADR	SELL	-7,701	\$89.14	\$685,766.33
November 23, 2007	PETROLEO BRASILEIRO SA ADR	SELL	-8,939	\$85.31	\$761,782.36
November 26, 2007	INPEX HLDGS INC COM STK JPY1	BUY	57	\$10,530.39	-\$601,132.81
November 26, 2007	PETROLEO BRASILEIRO SA ADR	SELL	-7,772	\$80.36	\$623,951.75
November 27, 2007	INPEX HLDGS INC COM STK JPY1	BUY	107	\$10,700.00	-\$1,146,617.12
November 27, 2007	PETROLEO BRASILEIRO SA ADR	SELL	-9,088	\$80.57	\$731,517.60
November 27, 2007	WEIR GROUP ORD 12.5P	SELL	-16,362	\$15.44	\$252,576.19
November 28, 2007	INPEX HLDGS INC COM STK JPY1	BUY	116	\$10,440.33	-\$1,212,895.06
November 28, 2007	WEIR GROUP ORD 12.5P	SELL	-41,091	\$15.93	\$654,180.34
November 29, 2007	LUKOIL OIL COMPANY ADR REP 4	SELL	-7,910	\$86.82	\$686,412.31
December 3, 2007	INPEX HLDGS INC COM STK JPY1	SELL	-280	\$10,226.09	\$2,863,018.84
December 4, 2007	ROYAL DUTCH SHELL A SHS	SELL	-18,444	\$40.34	\$743,065.71
December 5, 2007	ROYAL DUTCH SHELL A SHS	SELL	-52,345	\$40.76	\$2,131,268.13
December 6, 2007	PETROLEO BRASILEIRO SA	SELL	-5,800	\$105.04	\$609,079.41
December 6, 2007	PETROLEO BRASILEIRO SA	SELL	-21,300	\$106.33	\$2,263,869.92
December 6, 2007	ROYAL DUTCH SHELL A SHS	SELL	-28,211	\$40.87	\$1,152,528.92
December 7, 2007	ALSTOM EUR14 (POST)	SELL	-3,327	\$227.06	\$755,113.08
December 7, 2007	INPEX HLDGS INC COM STK JPY1	SELL	-28	\$10,746.43	\$300,629.22
December 7, 2007	INPEX HLDGS INC COM STK JPY1	SELL	-47	\$10,658.65	\$500,505.52
December 7, 2007	LUKOIL OIL COMPANY ADR REP 4	SELL	-6,946	\$87.88	\$610,159.90
December 10, 2007	GAZPROM ADR REP10 ORD	SELL	-10,277	\$57.18	\$587,495.45
December 12, 2007	PETROLEO BRASILEIRO SA	SELL	-19,800	\$113.74	\$2,251,435.42
December 13, 2007	INPEX HLDGS INC COM STK JPY1	SELL	-3	\$10,700.43	\$32,072.41
December 14, 2007	STATOILHYDRO ASA NOK2.50	SELL	-9,700	\$29.76	\$288,554.82
December 14, 2007	TOTAL SA EUR2.5	SELL	-9,511	\$80.02	\$760,870.90
December 18, 2007	ALSTOM EUR14 (POST)	SELL	-39,600	\$207.72	\$8,213,389.20
December 18, 2007	LUKOIL OIL COMPANY ADR REP 4	SELL	-1,938	\$86.76	\$168,064.22
December 28, 2007	INPEX HLDGS INC COM STK JPY1	SELL	-12	\$10,693.06	\$128,201.22
January 1, 2008	CHINA PETRO & CHEMICAL CORP (ADS)	SELL	-36,700	\$104.48	\$3,833,096.66
January 17, 2008	WARTSILA 'B'EUR3.5	SELL	-2,600	\$61.88	\$160,840.88
January 23, 2008	ROYAL DUTCH SHELL 'B' SHS	SELL	-2,856	\$33.18	\$94,651.80
January 24, 2008	ROYAL DUTCH SHELL 'B' SHS	SELL	-20,664	\$34.16	\$705,221.15
January 25, 2008	MISC BERHAD	SELL	-31,800	\$2.94	\$93,235.89
January 25, 2008	PETROLEO BRASILEIRO SA	SELL	-11,900	\$106.02	\$1,261,148.12
January 28, 2008	GAZPROM ADR REP10 ORD	SELL	-223,520	\$49.88	\$11,143,089.17
January 29, 2008	PETROLEO BRASILEIRO SA	SELL	-23,700	\$108.33	\$2,566,539.55
January 30, 2008	PETROLEO BRASILEIRO SA ADR	SELL	-24,300	\$90.02	\$2,186,404.63
January 31, 2008	MISC BERHAD	SELL	-44,600	\$2.92	\$130,042.35
January 31, 2008	OAO GAZPROM	SELL	-91,100	\$47.82	\$4,353,832.26
January 31, 2008	SNAM RETE GAS EUR1	SELL	-281,686	\$6.52	\$1,836,283.50
January 31, 2008	STATOILHYDRO ASA NOK2.50	SELL	-166,900	\$25.64	\$4,277,920.82
February 1, 2008	PETROLEO BRASILEIRO SA	SELL	-25,300	\$112.70	\$2,850,380.48
February 4, 2008	MISC BERHAD	SELL	-40,300	\$2.95	\$118,715.89
February 5, 2008	MISC BERHAD	SELL	-55,900	\$2.94	\$164,180.98
February 8, 2008	ROYAL DUTCH SHELL A SHS	SELL	-13,825	\$33.51	\$463,095.69

DATE	SECURITY DESCRIPTION	TRANSACTION	SHARES	PRICE	AMOUNT
February 11, 2008	ROYAL DUTCH SHELL A SHS	SELL	-9,731	\$33.73	\$328,092.33
February 12, 2008	PETROLEO BRASILEIRO SA	SELL	-24,400	\$117.38	\$2,862,996.17
February 12, 2008	ROYAL DUTCH SHELL A SHS	SELL	-19,444	\$34.68	\$674,027.22
February 15, 2008	ROYAL DUTCH SHELL A SHS	SELL	-50,500	\$35.44	\$1,787,733.93
February 20, 2008	TOTAL SA EUR2.5	SELL	-14,800	\$73.32	\$1,083,787.86
February 21, 2008	STATOILHYDRO ASA NOK2.50	SELL	-375,000	\$29.92	\$11,196,502.42
February 22, 2008	PETROLEO BRASILEIRO SA	SELL	-15,600	\$117.53	\$1,832,836.31
February 28, 2008	INPEX HLDGS INC COM STK JPY1	SELL	-94	\$11,298.16	\$1,061,070.83
February 29, 2008	PETROLEO BRASILEIRO SA	SELL	-8,400	\$119.10	\$1,000,094.67
March 4, 2008	ENI	SELL	-98,100	\$34.20	\$3,351,136.30
March 4, 2008	ROYAL DUTCH SHELL A SHS	SELL	-37,100	\$34.78	\$1,288,661.93
March 4, 2008	ROYAL DUTCH SHELL 'B' SHS	SELL	-2,898	\$34.10	\$98,769.36
March 4, 2008	ROYAL DUTCH SHELL 'B' SHS	SELL	-24,974	\$34.07	\$850,062.97
March 12, 2008	ROYAL DUTCH SHELL A SHS	SELL	-217,646	\$35.28	\$7,669,818.36
March 12, 2008	TOTAL SA EUR2.5	SELL	-63,200	\$76.46	\$4,826,214.84
March 13, 2008	ROYAL DUTCH SHELL A SHS	SELL	-2,807	\$35.03	\$98,193.12
March 13, 2008	TOTAL SA EUR2.5	SELL	-4,248	\$74.77	\$317,134.66
March 14, 2008	PETROLEO BRASILEIRO SA ADR	SELL	-28,194	\$90.40	\$2,546,110.12
March 14, 2008	ROYAL DUTCH SHELL A SHS	SELL	-25,264	\$34.92	\$880,827.60
March 14, 2008	TOTAL SA EUR2.5	SELL	-18,393	\$75.30	\$1,383,000.84
March 14, 2008	TOTAL SA EUR2.5	SELL	-1,936	\$75.39	\$145,901.91
March 14, 2008	TOTAL SA EUR2.5	SELL	-17,907	\$75.18	\$1,344,278.48
March 19, 2008	PETROLEO BRASILEIRO SA ADR	SELL	-15,800	\$82.14	\$1,297,077.75
March 25, 2008	PETROLEO BRASILEIRO SA ADR	SELL	-30,100	\$85.09	\$2,559,840.05
March 28, 2008	PETROLEO BRASILEIRO SA	SELL	-77,400	\$101.64	\$7,866,090.94
March 31, 2008	ALSTOM EUR14 (POST)	SELL	-36,994	\$217.59	\$8,045,514.71
March 31, 2008	ENI	SELL	-921,662	\$34.23	\$31,529,289.15
March 31, 2008	INPEX HLDGS INC COM STK JPY1	SELL	-292	\$11,078.91	\$3,233,425.35
March 31, 2008	LUNDIN PETROLEUM A ORD	SELL	-83,295	\$13.62	\$1,133,120.04
March 31, 2008	REPSOL YPF SA EUR1	SELL	-281,802	\$34.64	\$9,753,322.89
March 31, 2008	ROYAL DUTCH SHELL 'A' SHS	SELL	-1,299,418	\$34.34	\$44,603,347.42
March 31, 2008	ROYAL DUTCH SHELL 'B' SHS	SELL	-976,911	\$33.58	\$32,790,406.63
March 31, 2008	SNAM RETE GAS EUR1	SELL	-311,004	\$6.38	\$1,983,765.22
March 31, 2008	STATOILHYDRO ASA NOK2.50	SELL	-447,775	\$30.03	\$13,432,800.59
March 31, 2008	TOTAL SA EUR2.5	SELL	-305,819	\$73.61	\$22,500,853.17
March 31, 2008	TOTAL SA EUR2.5	SELL	-762,456	\$74.56	\$56,819,608.20
April 1, 2008	ALSTOM EUR14 (POST)	SELL	-106,683	\$218.77	\$23,319,962.35
April 1, 2008	GAZPROM ADR REP10 ORD	SELL	-305,400	\$50.89	\$15,517,974.89
April 1, 2008	OAO GAZPROM LEVEL 1 ADR	SELL	-62,150	\$50.87	\$3,158,947.77
April 1, 2008	PETROLEO BRASILEIRO SA	SELL	-99,700	\$101.23	\$10,088,945.39
April 2, 2008	CHINA PETROLEUM AND CHEMICAL	SELL	-1,960,000	\$0.94	\$1,832,610.16
April 4, 2008	ENI	SELL	-346,040	\$35.00	\$12,101,529.17
April 4, 2008	MISC BERHAD	SELL	-120,000	\$2.82	\$338,023.95
April 4, 2008	PETROLEO BRASILEIRO SA	SELL	-127,900	\$111.81	\$14,288,671.80
April 4, 2008	SNAM RETE GAS EUR1	SELL	-882,820	\$6.55	\$5,776,857.06
April 4, 2008	TOTAL SA EUR2.5	SELL	-193,120	\$76.75	\$14,809,745.60
April 7, 2008	MISC BERHAD	SELL	-354,000	\$2.77	\$979,197.78
April 8, 2008	MISC BERHAD	SELL	-500,000	\$2.76	\$1,378,568.61
April 9, 2008	MISC BERHAD	SELL	-269,780	\$2.76	\$743,653.68
April 11, 2008	PETROFAC LTD ORD SHS	SELL	-53,900	\$11.75	\$633,163.63
April 15, 2008	PETROLEO BRASILEIRO SA ADR	SELL	-192,300	\$99.23	\$19,072,877.00
April 21, 2008	PETROLEO BRASILEIRO SA	SELL	-21,200	\$128.18	\$2,716,610.02
May 1, 2008	PETROCHINA CO LTD SPONS ADR	SELL	-12,400	\$151.06	\$1,872,639.99
May 1, 2008	PETROLEO BRASILEIRO SA	SELL	-39,400	\$119.35	\$4,700,972.84
May 9, 2008	ROYAL DUTCH SHELL A SHS	SELL	-351,663	\$39.99	\$14,040,965.15
May 9, 2008	STATOILHYDRO ASA NOK2.50	SELL	-134,673	\$38.64	\$5,194,926.36

DATE	SECURITY DESCRIPTION	TRANSACTION	SHARES	PRICE	AMOUNT
May 12, 2008	ROYAL DUTCH SHELL PLC	SELL	-13,800	\$79.94	\$1,103,004.22
May 12, 2008	ROYAL DUTCH SHELL PLC	SELL	-21,237	\$79.94	\$1,697,427.59
May 13, 2008	ENI	SELL	-303,444	\$39.24	\$11,902,068.19
May 13, 2008	ENI	SELL	-556,346	\$39.22	\$21,821,715.00
May 13, 2008	ENI	SELL	-385,180	\$39.19	\$15,087,368.74
May 13, 2008	MISC BERHAD	SELL	-192,400	\$2.95	\$567,536.17
May 13, 2008	PETROLEO BRASILEIRO SA	SELL	-196,600	\$67.38	\$13,242,419.39
May 13, 2008	REPSOL YPF SA EUR1	SELL	-292,851	\$40.94	\$11,983,754.75
May 13, 2008	REPSOL YPF SA EUR1	SELL	-588,510	\$40.94	\$24,082,415.70
May 13, 2008	ROYAL DUTCH SHELL 'B' SHS	SELL	-214,277	\$39.26	\$8,408,362.31
May 13, 2008	ROYAL DUTCH SHELL PLC	SELL	-17,900	\$78.69	\$1,408,253.04
May 13, 2008	ROYAL DUTCH SHELL PLC	SELL	-27,592	\$78.69	\$2,170,755.19
May 13, 2008	TOTAL SA EUR2.5	SELL	-191,732	\$84.17	\$16,130,272.09
May 13, 2008	TOTAL SA EUR2.5	SELL	-210,988	\$83.85	\$17,684,209.57
May 14, 2008	MISC BERHAD	SELL	-200,000	\$2.94	\$587,850.70
May 14, 2008	ROYAL DUTCH SHELL PLC	SELL	-13,200	\$79.16	\$1,044,666.15
May 14, 2008	ROYAL DUTCH SHELL PLC	SELL	-20,200	\$79.16	\$1,598,655.77
May 15, 2008	ENI	SELL	-196,910	\$40.09	\$7,893,457.10
May 15, 2008	MISC BERHAD	SELL	-200,020	\$2.89	\$578,430.55
May 15, 2008	ROYAL DUTCH SHELL PLC	SELL	-19,700	\$79.31	\$1,561,594.49
May 15, 2008	ROYAL DUTCH SHELL PLC	SELL	-30,300	\$79.31	\$2,401,843.30
May 15, 2008	TOTAL SA EUR2.5	SELL	-76,093	\$84.88	\$6,455,709.47
May 16, 2008	MISC BERHAD	SELL	-373,800	\$2.90	\$1,082,952.92
May 16, 2008	ROYAL DUTCH SHELL PLC	SELL	-113,961	\$81.31	\$9,261,991.63
May 16, 2008	ROYAL DUTCH SHELL PLC	SELL	-829	\$81.57	\$67,612.45
May 16, 2008	ROYAL DUTCH SHELL PLC	SELL	-1,271	\$81.57	\$103,661.54
May 16, 2008	ROYAL DUTCH SHELL PLC	SELL	-175,500	\$81.31	\$14,263,471.98
May 19, 2008	ROYAL DUTCH SHELL A SHS	SELL	-147,330	\$41.24	\$6,073,060.31
May 22, 2008	PETROLEO BRASILEIRO SA	SELL	-83,460	\$72.09	\$6,013,384.49
May 23, 2008	PETROLEO BRASILEIRO SA	SELL	-656,873	\$30.54	\$20,031,507.67
May 27, 2008	PETROLEO BRASILEIRO SA ADR	SELL	-70,000	\$59.89	\$4,190,393.52
May 27, 2008	TOTAL SA EUR2.5	SELL	-88,741	\$87.80	\$7,779,224.55
May 27, 2008	WARTSILA 'B' EUR3.5	SELL	-22,959	\$71.37	\$1,637,031.08
May 30, 2008	STATOILHYDRO ASA NOK2.50	SELL	-32,100	\$38.80	\$1,243,468.93
May 30, 2008	STATOILHYDRO ASA NOK2.50	SELL	-41,500	\$38.39	\$1,592,887.06
June 2, 2008	ROYAL DUTCH SHELL A SHS	SELL	-39,768	\$41.91	\$1,665,921.66
June 3, 2008	MISC BERHAD	SELL	-2,000,000	\$2.88	\$5,764,674.84
June 4, 2008	MISC BERHAD	SELL	-980,800	\$2.87	\$2,819,292.44
June 5, 2008	ENI	SELL	-50,866	\$39.19	\$1,992,858.57
June 5, 2008	INPEX HLDGS INC COM STK JPY1	SELL	-75	\$12,062.38	\$904,136.04
June 5, 2008	MISC BERHAD	SELL	-399,900	\$2.76	\$1,102,040.69
June 5, 2008	ROYAL DUTCH SHELL 'B' SHS	SELL	-59,616	\$39.45	\$2,351,373.76
June 5, 2008	TOTAL SA EUR2.5	SELL	-23,734	\$83.24	\$1,974,967.95
June 6, 2008	INPEX HLDGS INC COM STK JPY1	SELL	-317	\$12,334.69	\$3,906,577.04
June 6, 2008	REPSOL YPF SA EUR1	SELL	-136,700	\$42.20	\$5,767,533.54
June 9, 2008	ENI	SELL	-27,275	\$40.36	\$1,100,170.43
June 9, 2008	TOTAL SA EUR2.5	SELL	-9,305	\$85.81	\$798,050.43
June 10, 2008	ALSTOM EUR14 (POST)	SELL	-81,100	\$242.44	\$19,632,609.07
June 10, 2008	DONGFENG MOTOR GROUP CIE LTD	SELL	-172,000	\$0.46	\$78,250.68
June 10, 2008	ELECTRICITY GENERATING THBH10	SELL	-46,200	\$2.63	\$121,321.38
June 10, 2008	ENI	SELL	-27,275	\$39.71	\$1,082,619.13
June 10, 2008	ENI	SELL	-362,040	\$39.01	\$14,101,553.91
June 10, 2008	PETROLEO BRASILEIRO SA	SELL	-837,400	\$28.33	\$23,681,622.25
June 10, 2008	ROYAL DUTCH SHELL 'A' SHS	SELL	-301,230	\$41.48	\$12,492,456.38
June 10, 2008	TOTAL SA EUR2.5	SELL	-9,305	\$84.22	\$783,319.90
June 10, 2008	TOTAL SA EUR2.5	SELL	-254,336	\$84.09	\$21,355,216.80

DATE	SECURITY DESCRIPTION	TRANSACTION	SHARES	PRICE	AMOUNT
June 11, 2008	DONGFENG MOTOR GROUP CIE LTD	SELL	-180,000	\$0.45	\$80,372.81
June 11, 2008	ENI	SELL	-27,275	\$38.93	\$1,061,373.04
June 11, 2008	INPEX HLDGS INC COM STK JPY1	SELL	-997	\$12,073.00	\$12,029,554.73
June 11, 2008	TOTAL SA EUR2.5	SELL	-9,305	\$83.52	\$776,779.31
June 12, 2008	ENI	SELL	-27,275	\$38.10	\$1,038,701.11
June 12, 2008	TOTAL SA EUR2.5	SELL	-9,305	\$82.75	\$769,592.10
June 13, 2008	ENI	SELL	-27,275	\$37.84	\$1,031,490.11
June 13, 2008	PETROLEO BRASILEIRO SA	SELL	-218,400	\$34.01	\$7,409,242.18
June 13, 2008	ROYAL DUTCH SHELL A SHS	SELL	-131,553	\$40.01	\$5,260,928.91
June 13, 2008	TOTAL SA EUR2.5	SELL	-130,448	\$80.80	\$10,529,171.14
June 13, 2008	TOTAL SA EUR2.5	SELL	-9,305	\$81.24	\$755,595.87
June 16, 2008	ENI	SELL	-27,275	\$37.69	\$1,027,587.57
June 16, 2008	TOTAL SA EUR2.5	SELL	-9,305	\$80.40	\$747,721.90
June 17, 2008	ENI	SELL	-27,275	\$38.27	\$1,043,158.93
June 17, 2008	TOTAL SA EUR2.5	SELL	-9,305	\$81.09	\$754,151.55
June 18, 2008	ENI	SELL	-27,275	\$37.94	\$1,034,237.27
June 18, 2008	TOTAL SA EUR2.5	SELL	-9,305	\$80.74	\$750,911.07
June 19, 2008	ENI	SELL	-27,275	\$37.54	\$1,023,503.98
June 19, 2008	GAZPROM ADR REP10 ORD	SELL	-335,856	\$59.30	\$19,907,219.99
June 19, 2008	PETROLEO BRASILEIRO SA	SELL	-90,700	\$27.95	\$2,531,627.98
June 19, 2008	TOTAL SA EUR2.5	SELL	-9,305	\$80.85	\$751,932.82
June 20, 2008	ENI	SELL	-27,275	\$37.46	\$1,021,087.15
June 20, 2008	TOTAL SA EUR2.5	SELL	-9,305	\$80.98	\$753,108.19
June 23, 2008	ENI	SELL	-27,275	\$36.31	\$989,955.42
June 23, 2008	PETROCHINA CO 'H' CNY1	SELL	-7,670,000	\$1.34	\$10,249,541.78
June 23, 2008	PETROLEO BRASILEIRO SA ADR	SELL	-274,548	\$54.48	\$14,949,905.93
June 23, 2008	TOTAL SA EUR2.5	SELL	-9,305	\$80.09	\$744,874.18
June 24, 2008	ENI	SELL	-27,251	\$37.53	\$1,022,249.91
June 24, 2008	ENI	SELL	-74,950	\$37.47	\$2,807,296.70
June 24, 2008	PETROCHINA CO LTD SPONS ADR	SELL	-52,370	\$131.73	\$6,896,472.39
June 24, 2008	PETROLEO BRASILEIRO SA	SELL	-3,027	\$27.38	\$82,772.23
June 24, 2008	PETROLEO BRASILEIRO SA	SELL	-80,000	\$66.47	\$5,314,730.21
June 24, 2008	ROYAL DUTCH SHELL A SHS	SELL	-291,851	\$39.24	\$11,446,767.50
June 24, 2008	ROYAL DUTCH SHELL 'B' SHS	SELL	-302,963	\$38.09	\$11,536,937.00
June 24, 2008	STATOILHYDRO ASA NOK2.50	SELL	-129,400	\$37.42	\$4,840,619.67
June 24, 2008	TOTAL SA EUR2.5	SELL	-9,297	\$82.21	\$763,937.76
June 24, 2008	TOTAL SA EUR2.5	SELL	-236,000	\$82.59	\$19,485,872.34
June 25, 2008	GAZPROM ADR REP10 ORD	SELL	-284,950	\$58.09	\$16,526,863.65
July 31, 2008	OIL & Natural Gas Co (ONGC) [2.04% of the Aberdeen Global India Opportunities Fund]	SELL	2.04% of 3 million units	\$7.65	\$468,180.00
August 4, 2008	OIL & Natural Gas Co (ONGC) [2.04% of the Aberdeen Global India Opportunities Fund]	SELL	2.04% of 2,987,403 units	\$7.83	\$477,183.83

Table 8: Aggregate Divestment by Company

Royal Dutch Shell	\$215,784,700.79
Total SA	\$214,536,015.45
Petroleo Brasileiro SA	\$206,135,264.10
ENI	\$141,403,034.78
Gazprom (a.k.a. OAO Gazprom)	\$71,275,453.14
Alstom	\$65,897,698.67
Repsol YPF	\$53,420,179.87
StatoilHydro	\$44,648,662.58
China Petroleum and Chemical Corp (CPCC) Sinopec	\$38,455,440.48
PetroChina	\$25,723,158.75
Inpex	\$24,835,110.63
MISC Bhd	\$16,448,397.44
Snam Rete Gas	\$9,596,905.78
Lukoil OAO**	\$9,487,631.46
OMV AG **	\$8,601,977.98
Wärtsilä Oyj	\$1,797,871.96
Petrofac Ltd **	\$1,496,881.43
The Weir Group PLC **	\$1,322,666.62
Lundin Petroleum AB	\$1,133,120.04
Oil & Natural Gas Corporation (ONGC)	\$945,363.83
Dongfeng Motor Group	\$158,623.49
Electricity Generating Public Company	\$121,321.38
	\$1,153,225,481

** Denotes a company which is no longer on the Prohibited Companies list.

Table 9: List of Prohibited Investments (Scrutinized Companies)

*** denotes a new company on the list this quarter

Company	Scrutinized Country	Country of Incorporation	Initial Appearance on Scrutinized List	Full Divestment
Alstom	Sudan	France	September 19, 2007	Yes
AREF Investment Group	Sudan	Kuwait	December 18, 2007	Yes
AviChina Industry & Technology Company Limited	Sudan	China	September 19, 2007	Yes
Bharat Heavy Electricals, Limited	Sudan	India	September 19, 2007	Yes
Bongaigaon Refinery & Petrochemicals	Sudan	India	September 19, 2007	Yes
Bow Valley	Iran	Canada	September 19, 2007	Yes
Chennai Petroleum Corp Limited	Sudan	India	September 19, 2007	Yes
China Petroleum & Chemical Corp (CPCC) Sinopec	Iran & Sudan	China	September 19, 2007	Yes
CNPC Hong Kong Limited	Iran & Sudan	Hong Kong	September 19, 2007	Yes
Daqing Huake Group Company	Sudan	China	March 25, 2008	Yes
Dongan Motor (aka Harbin Dongan Auto Engine)	Sudan	China	September 19, 2007	Yes
DongFeng Automobile Co Limited	Sudan	China	September 19, 2007	Yes
Electricity Generating Public Company	Sudan	Thailand	September 19, 2007	Yes
ENI	Iran	Italy	September 19, 2007	Yes
Gazprom	Iran	Russia	September 19, 2007	Yes
*** Gazprom Neft	Iran	Russia	September 16, 2008	Sept. 15, 2009
*** GS Engineering & Construction	Iran	South Korea	September 16, 2008	Yes
GS Holdings	Iran	South Korea	September 19, 2007	Yes
Hafei Aviation Industry Co Limited	Sudan	China	September 19, 2007	Yes
Harbin Power Equipment	Sudan	China	September 19, 2007	Yes
Indian Oil Corp Ltd (IOCL)	Iran & Sudan	India	September 19, 2007	Yes
Inpex	Iran	Japan	September 19, 2007	Yes
Jiangxi Changhe Automobile	Sudan	China	September 19, 2007	Yes
Jiangxi Hongdu Aviation (aka Hongdu Aviation)	Sudan	China	September 19, 2007	Yes
Kejuruteraan Samudra Timur Bhd	Sudan	Malaysia	September 19, 2007	Yes
Kencana Petroleum	Sudan	Malaysia	December 18, 2007	Yes
Khanom Electricity Generating Co	Sudan	Thailand	December 18, 2007	Yes
KMCOB Capital Bhd	Sudan	Malaysia	September 19, 2007	Yes
Lanka IOC Limited	Sudan	India	September 19, 2007	Yes
Lundin International SA	Sudan	France	September 19, 2007	Yes
Lundin Petroleum AB	Sudan	Sweden	September 19, 2007	Yes
Mangalore Refinery & Petrochemicals Limited	Sudan	India	September 19, 2007	Yes
Midciti Resources Sdn Bhd	Iran & Sudan	Malaysia	September 19, 2007	Yes
MISC Bhd	Iran & Sudan	Malaysia	September 19, 2007	Yes
*** Mosenergo	Iran	Russia	September 16, 2008	Yes
Muhibbah Engineering Bhd	Sudan	Malaysia	September 19, 2007	Yes

Company	Scrutinized Country	Country of Incorporation	Initial Appearance on Scrutinized List	Full Divestment
Oil & Natural Gas Corp (ONGC)	Iran & Sudan	India	September 19, 2007	Yes
Optimal Olefins Sdn Bhd	Iran & Sudan	Malaysia	September 19, 2007	Yes
PECD Bhd	Sudan	Malaysia	September 19, 2007	Yes
PetroChina	Iran & Sudan	China	September 19, 2007	Yes
Petroleo Brasileiro (Petrobras)	Iran	Brazil	September 19, 2007	Yes
Petroliam Nasional (Petronas)	Iran & Sudan	Malaysia	September 19, 2007	Yes
Petronas Assets Sdn Bhd	Iran & Sudan	Malaysia	September 19, 2007	Yes
Petronas Capital Limited	Iran & Sudan	Malaysia	September 19, 2007	Yes
Petronas Dagangan Bhd	Iran & Sudan	Malaysia	September 19, 2007	Yes
Petronas Fertilizer Sdn Bhd	Iran & Sudan	Malaysia	September 19, 2007	Yes
Petronas Gas Berhad	Iran & Sudan	Malaysia	September 19, 2007	Yes
*** Ranhill Bhd	Sudan	Malaysia	September 16, 2008	Yes
Repsol YPF	Iran	Spain	September 19, 2007	Yes
Royal Dutch Shell PLC	Iran	United Kingdom	September 19, 2007	Yes
Scomi Engineering Bhd	Sudan	Malaysia	September 19, 2007	Yes
Scomi Group Bhd	Sudan	Malaysia	September 19, 2007	Yes
Sinopec Kantons Holdings Limited	Iran & Sudan	Bermuda	September 19, 2007	Yes
Sinopec Shanghai Petrochemical	Iran & Sudan	China	September 19, 2007	Yes
Sinopec Yizheng Chemical Fibre	Iran & Sudan	China	March 25, 2008	Yes
Snam Rete Gas	Iran	Italy	September 19, 2007	Yes
StatoilHydro	Iran	Norway	September 19, 2007	Yes
Total Nigeria	Iran	Nigeria	March 25, 2008	Yes
Total SA	Iran	France	September 19, 2007	Yes
Wärtsilä Oyj	Sudan	Finland	December 18, 2007	Yes
Wuhan Boiler Company	Sudan	China	September 19, 2007	Yes
# of Companies	61			

Table 10: SBA Holdings in Prohibited Investments Subject to Divestment

[Market values as of September 9, 2008]

The following table provides SBA holdings in companies on the September 16, 2008 Prohibited Investments list in accounts subject to the PFIA divestiture requirements.

Gazprom Neft is the only holding, due to its initial appearance on the Prohibited Investments list this quarter. Gazprom Neft will be subject to divestment no later than September 15, 2009.

Issuer	Market Value
Gazprom Neft	\$62,000
Total	\$62,000

Summary of Progress, SBA Investment Manager Engagement Efforts

On August 20, 2007, the SBA sent letters to 66 external investment managers notifying them of the Act and informing them of new contract language that would enforce their cooperation with the requirements of the new law.

On September 19, 2007, the SBA sent letters to all affected managers outlining the list of prohibited securities for any future purchases. The letter described the SBA's engagement process with companies on the list, which affords companies a 90-day period in which to comply with the conditions of the law or clarify their activities. The letter directed these managers to cease purchase of securities on the list and to await the direction of the SBA for any divestment necessary in the event engagement fails, with a deadline for divestment under the law of September 18, 2008.

On September 19, 2007, the SBA sent letters to actively-managed, indirectly held funds holding scrutinized securities, including managers of the defined contribution program, asking the funds to review the list of scrutinized securities and consider eliminating such holdings from the portfolio or create a similar fund, devoid of such holdings, per the requirements of the law.

Each quarter, and most recently on June 10, 2008, the SBA sends written and electronic notification to all affected managers about the list of prohibited companies.

The SBA has received responses noting our concerns in writing and by telephone from several of the contacted managers.

[Listing of All Publicly Traded Securities \(including Equity investments\)](#)

Due to the large number of individual securities and the volume of information, this list has been electronically posted to the SBA's website. A list of all publicly traded securities owned by the State of Florida can be found at:

http://www.sbafla.com/pdf/PFIA/Quarterly%20Reports%20for%20PFIA%20080831_01.xls

For more information, please contact:

Florida State Board of Administration (SBA)
Office of Corporate Governance
1801 Hermitage Blvd., Suite #100
Tallahassee, FL 32308
www.sbafla.com

or send an email to:

pfia@sbafla.com